

Dodecahedron With Sundial Faces 1

Laurence D. Finston

Created: November 8, 2007

Last updated: November 8, 2007

This document is part of GNU 3DLDF, a package for three-dimensional drawing.

Copyright (C) 2007, 2008, 2009, 2010, 2011 The Free Software Foundation

GNU 3DLDF is free software; you can redistribute it and/or modify it under the terms of the GNU General Public License as published by the Free Software Foundation; either version 3 of the License, or (at your option) any later version.

GNU 3DLDF is distributed in the hope that it will be useful, but WITHOUT ANY WARRANTY; without even the implied warranty of MERCHANTABILITY or FITNESS FOR A PARTICULAR PURPOSE. See the GNU General Public License for more details.

You should have received a copy of the GNU General Public License along with GNU 3DLDF; if not, write to the Free Software Foundation, Inc.,
51 Franklin St, Fifth Floor, Boston, MA 02110-1301 USA

See the GNU Free Documentation License for the copying conditions that apply to this document.

You should have received a copy of the GNU Free Documentation License along with GNU 3DLDF; if not, write to the Free Software Foundation, Inc., 51 Franklin St, Fifth Floor, Boston, MA 02110-1301 USA

The mailing list info-3dldf@gnu.org is for sending announcements to users. To subscribe to this mailing list, send an email with "subscribe <email-address>" as the subject.

The author can be contacted at:

Laurence D. Finston
c/o Free Software Foundation, Inc.
51 Franklin St, Fifth Floor
Boston, MA 02110-1301
USA

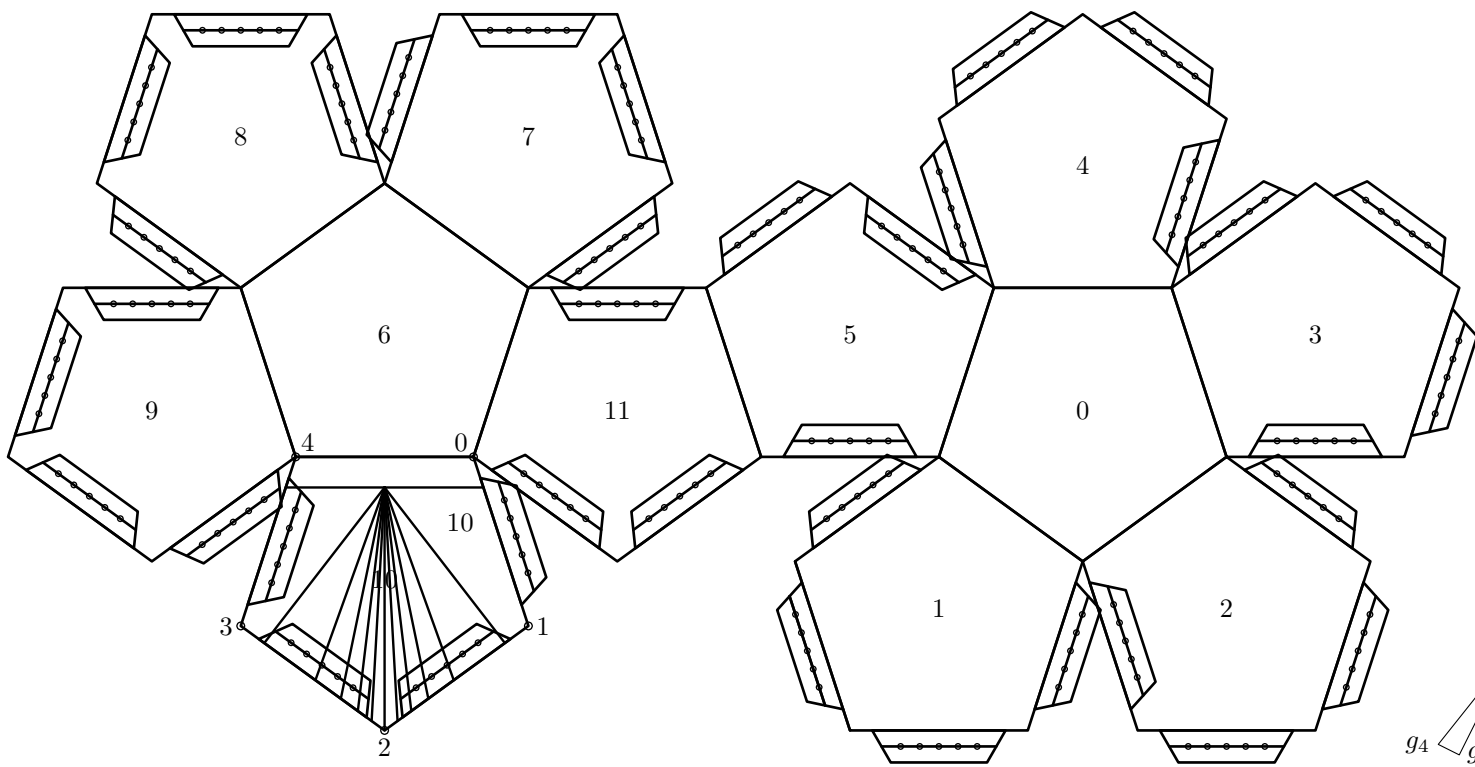
Laurence.Finston@gmx.de

Instructions

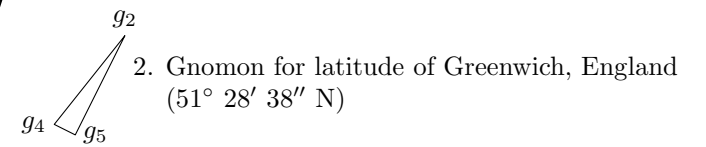
PLEASE NOTE! These plans are incomplete, so you probably don't want to use them anyway. They are for purposes of illustration only. However, if you feel you must . . .

PLEASE NOTE! The author has tried to ensure that the following plans are correct, but as of November 8, 2007, he has not tested them yet himself. As mentioned above, this material is distributed **without a warranty**. I recommend that users check it themselves before investing a lot of time and effort into cutting out the cardboard model.

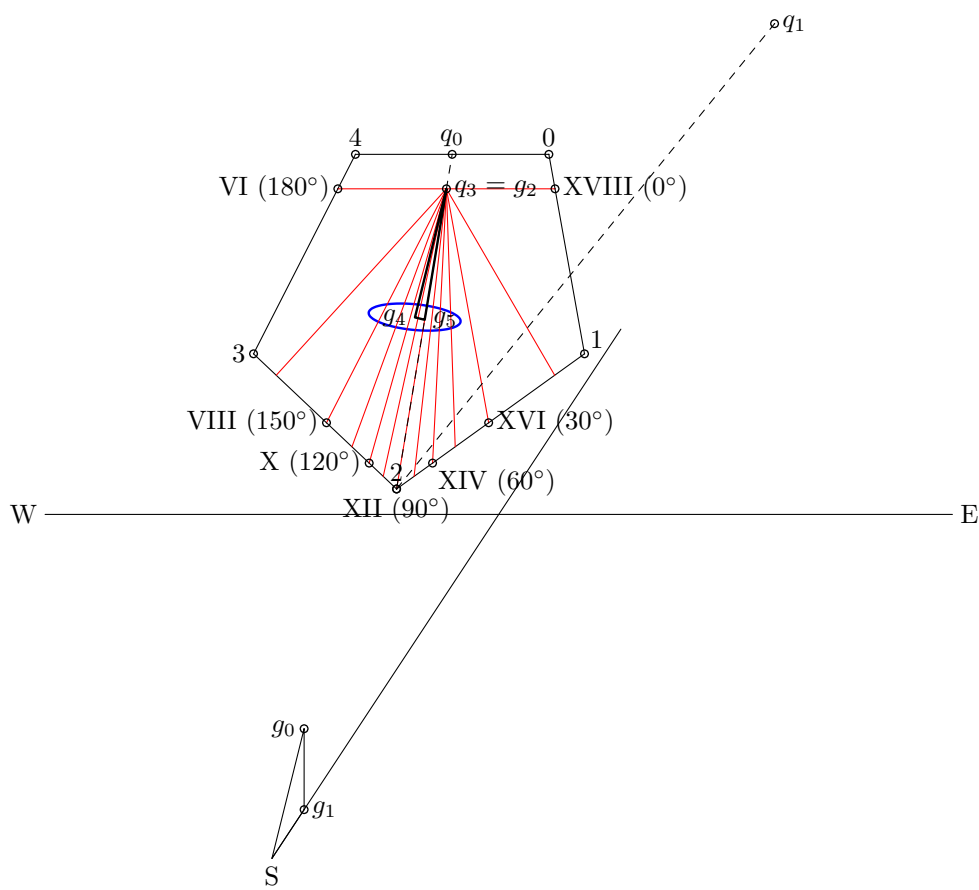
General instructions are available on the following webpage:
http://www.gnu.org/software/3dldf/polymod1.html#General_Instructions



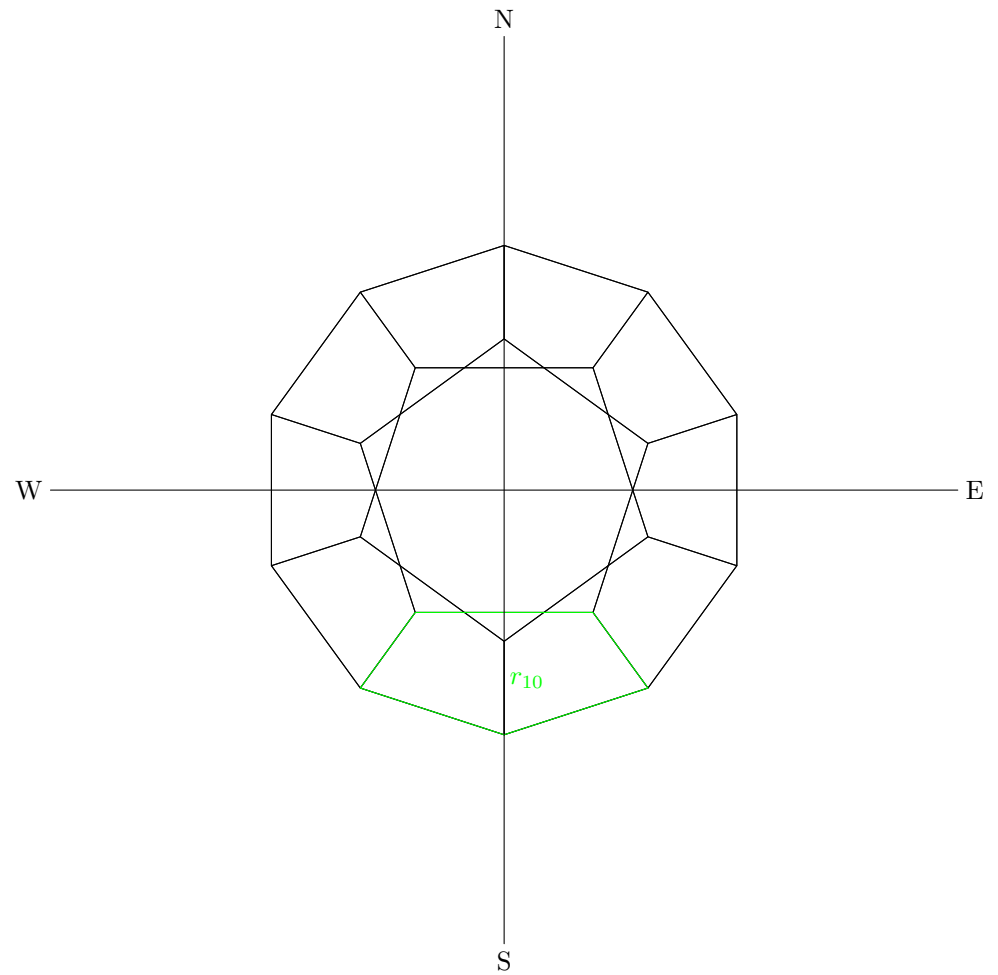
1. Net with hour lines on face 10



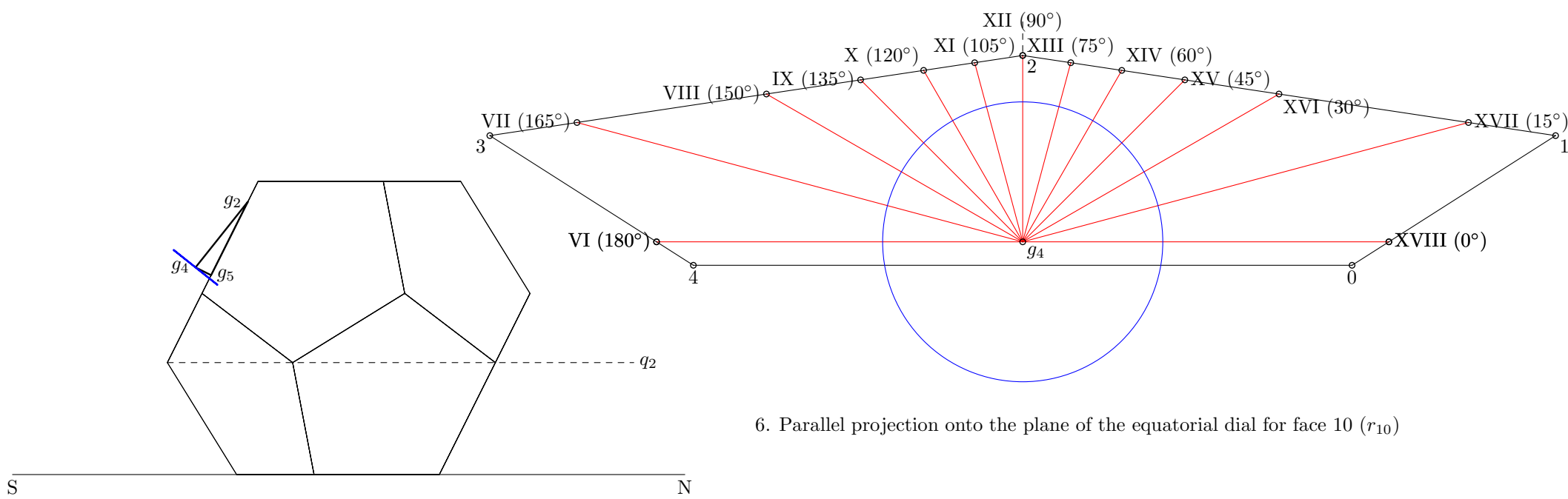
2. Gnomon for latitude of Greenwich, England (51° 28' 38'' N)



3. Perspective view. Focus position: (7cm, 8cm, -20cm), focus direction: (7cm, 8cm, 10cm), distance to plane of projection: 20cm.



4. Parallel projection, xz plane



5. Parallel projection, plane perpendicular to face 10 (r_{10})

6. Parallel projection onto the plane of the equatorial dial for face 10 (r_{10})